

**ALTON**

Established 1921



THE ALTON *Victorian* COLLECTION



## WELCOME

With their elegant tall windows and steep 45° pitched roofs, the Alton Victorian collection of greenhouses recalls a time when this country fell in love with gardening under glass. It was the time of the great greenhouses, such as the Temperate House at Kew.

Designed and built in our factory in the Heart of England, our Victorian greenhouses follow in the same tradition. With uncompromising attention to detail and using the finest materials, our greenhouses are both beautiful and functional.

The extra height and excellent ventilation ensure healthy plants and abundant crops, and a wide range of options and accessories enables you to personalise your greenhouse and make it your own.

We can guarantee you'll be happily gardening in your Alton Victorian greenhouse for many years to come.

All of our Victorian greenhouses include delivery and installation as standard.

## THE BEST MATERIALS

We use only the best Western Red Cedar, supplied from renewable sources, for our greenhouses. It's a material which doesn't shrink, swell or warp excessively, even when subjected to changes in temperature and moisture. Plus it's virtually immune to decay. It has excellent insulating qualities, reducing energy costs in winter months, and its pleasant aroma is a natural repellent to moths, insects and vermin.

Alton's cedar is supplied only from certified sources providing evidence of sustainable forestry management. Our suppliers have been awarded chain of custody to track the cedar from leaving the forest to reaching our factory. When compared to other greenhouse materials, the renewable and sustainable sources of cedar used in our greenhouse frames ensure your Alton greenhouse truly is an environmentally friendly purchase.

Summer Greenhouses - phone 0800 9777 828



## contents

Welcome & Materials 02

alton victorian  
collection

Standard Victorian 03

Glass to Ground 04

Dwarf Wall 05

Bespoke 06

Accessories and Specifications 07



# STANDARD VICTORIAN

William Morris, the leader of the Victorian arts and crafts movement, once said that everything in your home should either be beautiful or functional; our Standard Victorian greenhouse is both. With its elegant proportions and steep pitched roof, it's pleasing to look at and offers your tender plants the perfect growing environment. As with the whole Victorian collection, our Standard Victorian is also available with an extra rear door creating a convenient walk through.

### Standard Option



Golden honey Cedar preservative

### Painted Options



White

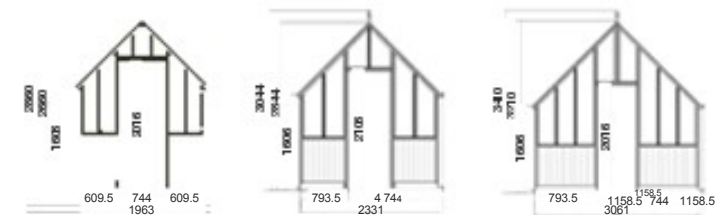


Green



Main picture (far left)  
Standard Victorian  
7'7"x10'5"  
(2.33x3.16m)  
Including cedar staging 1 side, high level staging 1 side, 4 automatic roof vents and 4 side windows

Inset (left)  
Potting tray



Standard lengths from 5' 4" (1.63m) through to 20' 6" (6.27m)



# GLASS TO GROUND VICTORIAN

With the extra light afforded by the full length glazing, our Glass to Ground model is ideal for plants that require a bit of extra light. The excellent ventilation enables more air to circulate around the greenhouse - a must for healthy plants and increased yields. Toughened safety glass and side windows are included as standard.

### Standard Option



Golden honey Cedar preservative

### Painted Options



White

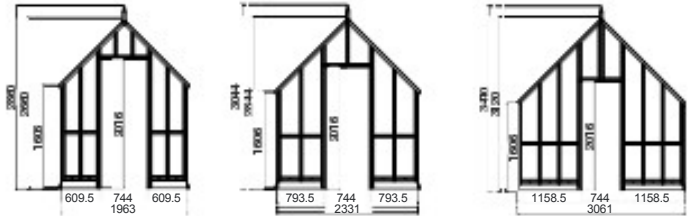


Green



Main picture (far left)  
Glass to ground Victorian 6'5"x5'4" (1.96x1.63m)  
Including white painted option, painted cedar staging 1 side, painted cedar high level shelving 1 side, 2 automatic roof vents and 2 side windows

Inset (left)  
Automatic roof vent opener



Standard lengths from 5' 4" (1.63m) through to 20' 6" (6.27m)



# DWARF WALL VICTORIAN

Combine a solid brick or stone dwarf wall with our distinctive Victorian frame and you have a greenhouse that is as robust as it is elegant. It's also the highest greenhouse in our Victorian range and comes complete with many standard features, including guttering and down pipes and our factory applied preservative.

We will supply you with all the plans and specifications you will need to construct your own dwarf wall.

### Standard Option



Golden honey Cedar preservative

### Painted Options



White

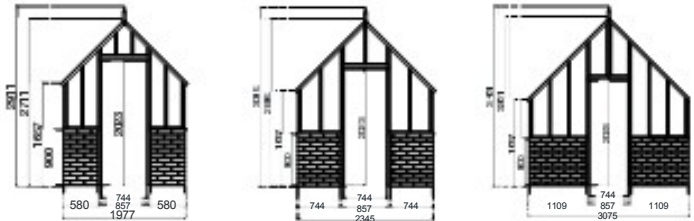


Green



Main picture (far left)  
Dwarf Wall Victorian 7'7"x10'5" (2.33x3.16m)  
Including cedar staging 1 side, cedar high level shelving 1 side, 4 automatic roof vents and 4 side windows

Inset (left)  
High level shelving



Standard lengths from 5' 4" (1.63m) through to 20' 6" (6.27m)



# BESPOKE VICTORIAN

Our Victorian greenhouses come in a range of standard widths and lengths, but we are always delighted to create bespoke models for the gardener with specific requirements. Our bespoke team can manage the entire service for you, including the building works for which we use our approved building partners. No project is too big or too small!

As you can see from these pictures taken at the Hampton Court Flower Show, we can tailor a building to almost any specifications. The photographs show a 10ft by 30ft Victorian style Dwarf wall lean-to greenhouse complete with cold frames. For more information about our bespoke greenhouses please contact Summer Greenhouses on 0800 9777 828 (lines open 7 days a week) or visit [www.summergreenhouses.com](http://www.summergreenhouses.com).

Standard Option



Golden honey Cedar preservative

Painted Options



White



Green



Main picture (far left) & inset (left) Bespoke Lean-to Green painted Victorian with Cold Frame, as shown at RHS Hampton Court flower show 2008

# OPTIONS & SPECIFICATIONS

## INCLUDED AS STANDARD

- Toughened safety glass
- Automatic Roof vents
- Guttering and downpipes
- Side windows
- Factory-applied preservative treatment
- Concrete base kerbs
- Kerbless threshold
- Brass furniture
- Delivery and installation

## SUGGESTED OPTIONS

- Staging
- High Level Shelving
- Painted option
- Extra door in rear

Greenhouse (width)	Standard Lengths				Ridge Height	Door Opening	
						Width	Height
6'5" 1.96m	5'4"	7'11"	10'5"	13'	8'8 1/4"	2'5"	6'7"
	1.63m	2.41m	3.16m	3.96m			
	15'5"	18'	20'6"	Additional lengths available	2.66m	0.74m	2.02m
7'7" 2.33m	5'4"	7'11"	10'5"	13'	9'4"	2'5"	6'7"
	1.63m	2.41m	3.16m	3.96m			
	15'5"	18'	20'6"	Additional lengths available	2.84m	0.74m	2.02m
10' 3.06m	5'4"	7'11"	10'5"	13'	10'6 1/8"	2'5"	6'7"
	1.63m	2.41m	3.16m	3.96m			
	15'5"	18'	20'6"	Additional lengths available	3.21m	0.74m	2.02m

Eaves height: 5'0 1/2" (1.60m) on Standard and Glass to Ground. Eaves height 5ft 5 1/8" (1.66m) on Dwarf Wall models. All dimensions are external. Heights include 5" (130mm) concrete base kerbs. Longer models are available on request. 5'0" (1.52m) extension modules available on any length.

## our 10 Year guarantee

If any part of the cedar framework of your greenhouse rots or decays within ten years of purchase, we'll replace it promptly and free of charge. Our guarantee is in addition to your statutory rights. Full details available on request.

# GREENHOUSE ACCESSORIES



### STAGING

Our pre-treated cedar staging has been updated with improved stability and is available in a variety of widths and lengths to fit every model in our range.



### HIGH LEVEL SHELVING

High-level shelving is ideal for individual pots and small trays, providing extra growing space above the staging.



### POTTING TRAYS

Made from the same Western Red Cedar as our greenhouses, our potting trays are sturdy and built to last. Measuring 650mm wide x 500mm long x 210mm high at the back, fitting neatly onto your staging.



### SEED TRAYS

Our seed trays are made from solid Western Red Cedar and constructed by hand in our workshop. They measure 225mm wide x 370mm long (internal measurements) and can accept most standard plastic seed trays.



Summer Garden Buildings, Bluebell Road, Norwich, NR4 7LG

Phone 0800 9777 828

[www.summergardenbuildings.co.uk](http://www.summergardenbuildings.co.uk)

[www.summergreenhouses.com](http://www.summergreenhouses.com)